




Flex Block Student Instructions


Login: https://flexblock.rflexm.net/ords/r/flex_apex_app/rfm_100/login_desktop

Login screen

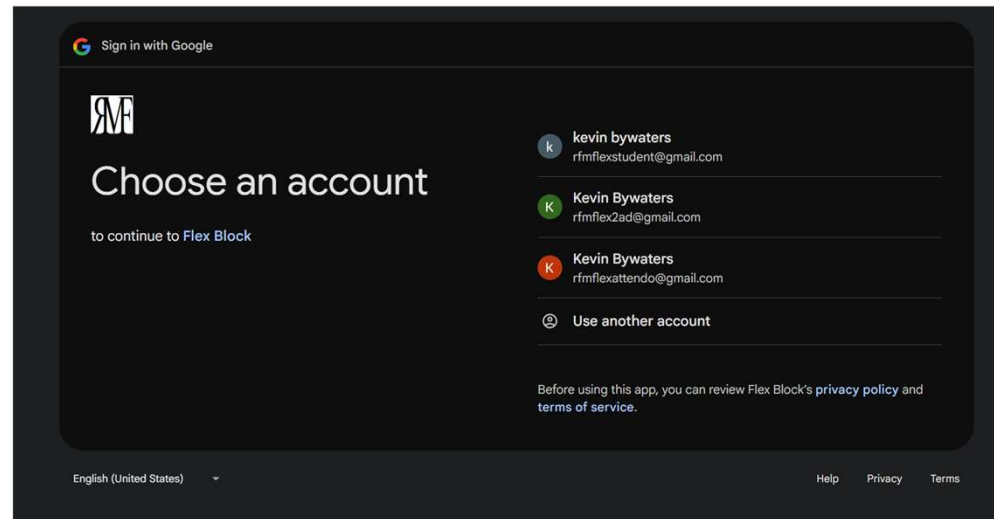
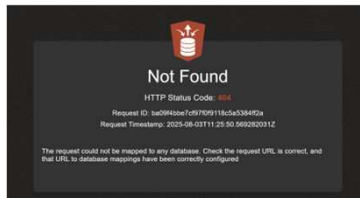
Clicking “sign in with Google” will take you to Google’s Consent screen for RFLEXM’s Flex Block application.



Google Consent Screen

If you have multiple Chrome profiles, you will see a screen something like this. 

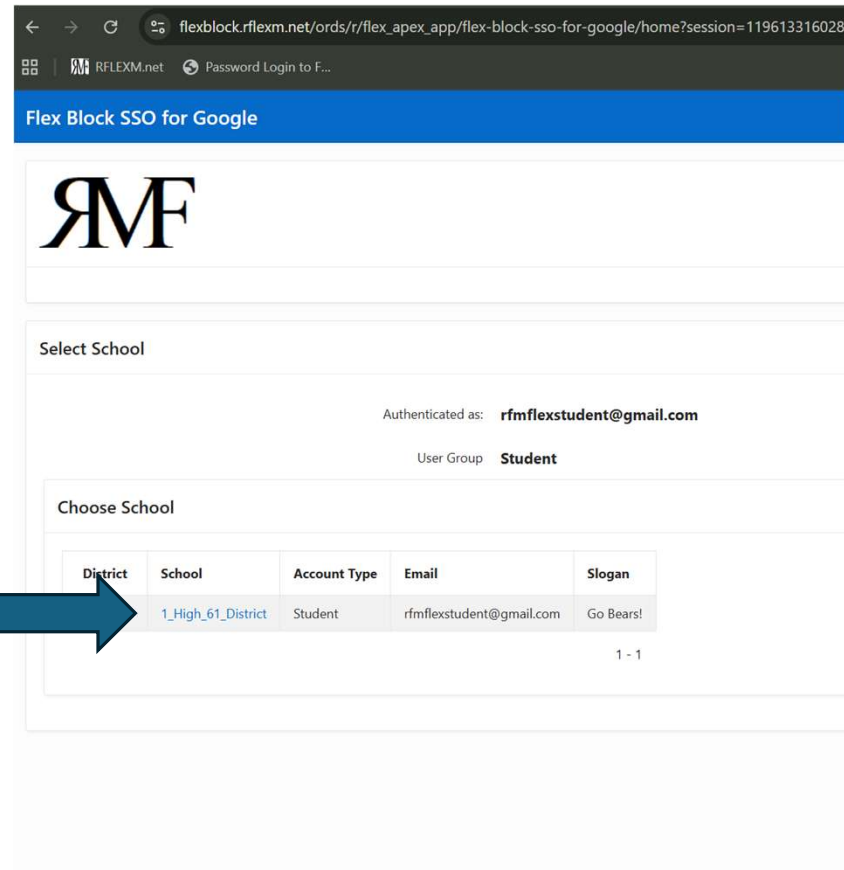
You must use your school issued email to use Flex Block. If you try to login with any other profile, you will get an error:



Choose School Screen

- You only see schools you are in that are using RFLEXM's app.

Click on your school



flexblock.rflexm.net/ords/r/flex_apex_app/flex-block-ss0-for-google/home?session=119613316028

RFLEXM.net Password Login to F...

Flex Block SSO for Google

RF

Select School

Authenticated as: **rfmflexstudent@gmail.com**

User Group **Student**

Choose School

District	School	Account Type	Email	Slogan
	1_High_61_District	Student	rfmflexstudent@gmail.com	Go Bears!

1 - 1

“Go Bears!”

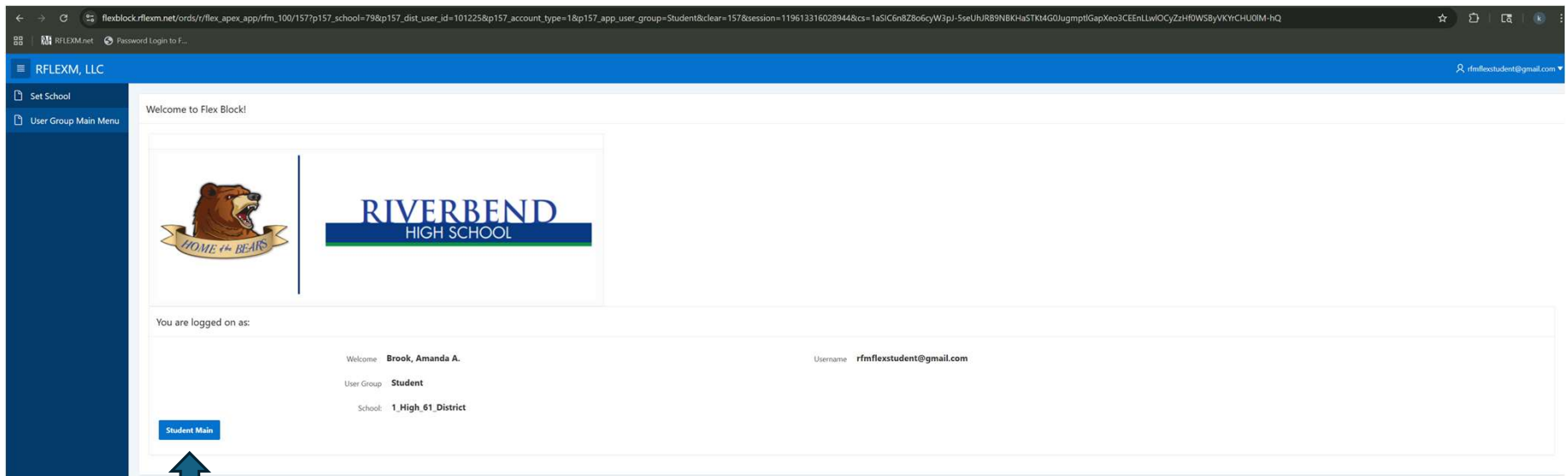
The screenshot shows a web application interface for RFLFXM, LLC. The header includes the company name and a user profile for 'rfmflexstudent@gmail.com'. The main content area is titled 'Select School' and displays user information: 'Authenticated as: rfmflexstudent@gmail.com' and 'User Group: Student'. It also shows the selected 'District: District 23' and 'School: 1_High, 61_District'. A 'Go Bears!' slogan is visible. Below this, a 'Choose School' section contains a table with the following data:

District	School	Account Type	Slogan
District 23	1_High, 61_District	Student	Go Bears!

A blue arrow points to a small blue icon with a white sign symbol, located next to the 'Go Bears!' slogan.

Once the blue sign in icon appears,
Click it...

Welcome!



Click Button

Student Main

Info about you
and your Flex
Block assignment
for today, and
requests.

Upcoming Assignments

[illegible]

Request an Event

Request to be pulled by a teacher or Guidance Counselor

Request Teacher or Guidance Counselor pull

Click on “see dates”

My Schedule

Choose	Block	Room	Teacher Id	Course Title
see dates	HR	208	Bolander, Mia A.	HOMEROOM
see dates	A1	COMMON	Bardwell, Pablo A.	STUDY HALL
see dates	A2	132	Beerner, Hamza A.	Economics/Personal Finance
see dates	A3	156	Callison, Irene A.	AP US Govt
see dates	A4	227	Astry, Karson A.	AP Physics II
see dates	B5	250	Bockey, Greysen A.	AP CALC BC
see dates	B6	122	Cheatham, Angelique A.	AP English Literature and Composition
see dates	B7	240	Burr, Liana A.	AP STATS
see dates	B8	214	Bradford, Jordyn A.	AP FRENCH

1 - 9

Empty Blocks

Block
9 - 9th

1 - 1

My Counselor

School	Teacher Id
see dates	White, Walter F.

1 - 1

Choose a date

Student **Brook, Amanda A.**

Dates for This teacher

Add Request	Assignment	Purpose	Remarks	Teacher Duty
11-AUG-25	unassigned	-	-	IE
12-AUG-25	unassigned	-	-	SWAS
13-AUG-25	unassigned	-	-	PLC
14-AUG-25	unassigned	-	-	SWAS
15-AUG-25	unassigned	-	-	IE
18-AUG-25	unassigned	-	-	IE
19-AUG-25	unassigned	-	-	SWAS
20-AUG-25	unassigned	-	-	PLC
21-AUG-25	unassigned	-	-	SWAS
22-AUG-25	unassigned	-	-	IE
25-AUG-25	unassigned	-	-	IE
26-AUG-25	unassigned	-	-	SWAS
27-AUG-25	unassigned	-	-	PLC
28-AUG-25	unassigned	-	-	SWAS
29-AUG-25	unassigned	-	-	IE

1 - 15

Request IE

School **1_High_61_District**

Reason

Teacher Requested **Astry, Karson A.**

Teacher Duty **IE**

Assignment **unassigned**

Cancel Request this date

Click Request this date

Request Appears on Student Main Page

You can cancel or edit the request, until the teacher pulls you.

The screenshot shows a web browser window with the URL `flexblock.rflexm.net/ords/r/flex_apex_app/rfm_100/171?p171_select_teacher=2067&p171_student=15274&session=119613316028944&cs=1PCE3H5N0E3ifztnrfqHjsBV`. The page title is "RFLEXM, LLC". The left sidebar contains a menu with "Set School", "User Group Main Menu", and "Student Main". The main content area is titled "Teacher" and shows a "Select Teacher" dropdown with "Astry, Karson A." selected. Below this is a table with columns "Display Name", "Department", and "Room". The table contains one row: "K. Astry", "Science", and "1_High_61_District". Below the table is a section titled "Existing Requests" with a table containing one row: "22-AUG-25", "Astry, Karson A.", "I want to make up the Kinematics Graphing Quiz", "unassigned", and "-". The page number "1 - 1" is displayed at the bottom right.

Display Name	Department	Room
K. Astry	Science	1_High_61_District

Edit Request	Teacher Id	Reason	Assignment	Remarks
22-AUG-25	Astry, Karson A.	I want to make up the Kinematics Graphing Quiz	unassigned	-

1 - 1

Request an Event

1

Request Upcoming Events

Date 20-AUG-25

	Event
Choose	Chess Club
Choose	Math Honer Society
Choose	Pickleball

1 - 3

Event Requests Pending Acknowledgement

Enter Choice from APP

* Date1 20-AUG-25

Event id Chess Club

* Student Id 101225

* School 1_High_61_District

* Student Bb Key Brook, Amanda A.

Cancel [Confirm Request](#)

2

Request Upcoming Events

Date 20-AUG-25

	Event
Choose	Chess Club
Choose	Math Honer Society
Choose	Pickleball

1 - 3

Event Requests Pending Acknowledgement

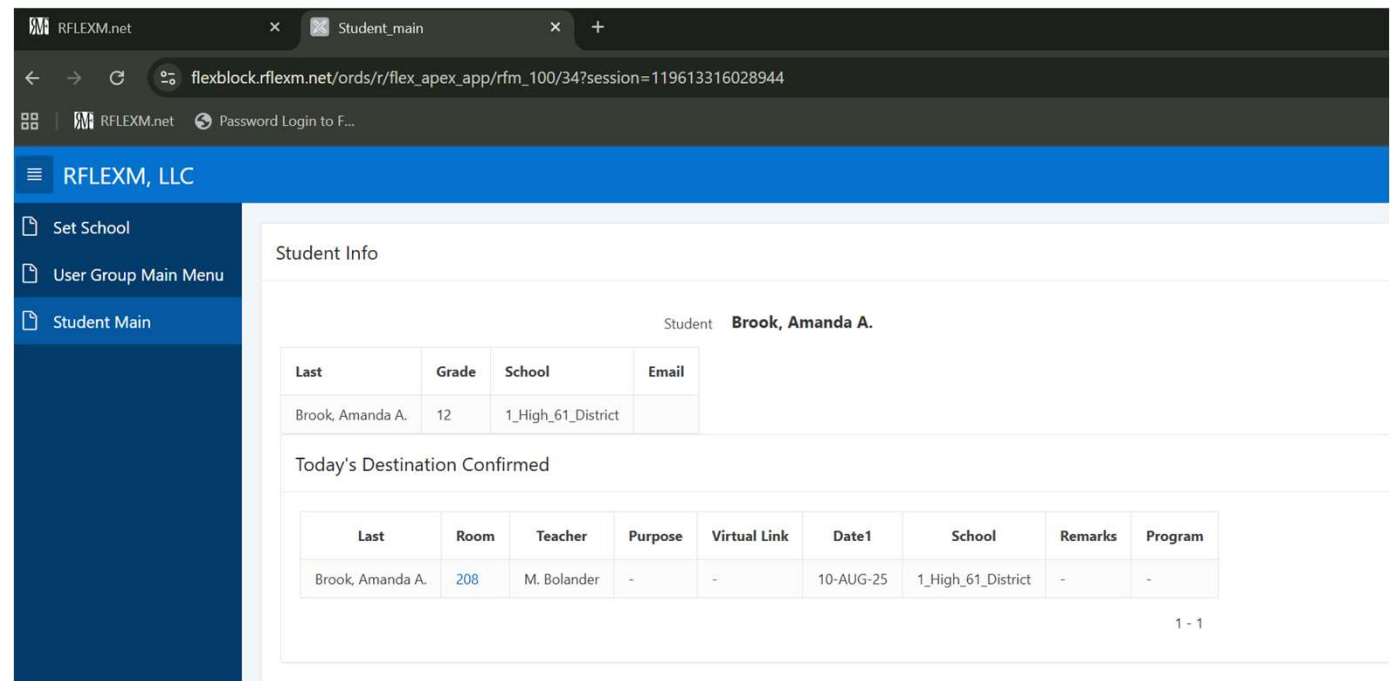
Date1	Event	Date Of Request
20-AUG-25	Chess Club	10-AUG-25 09:14:07.000000 PM

1 - 1

3

Check daily assignment

Once every student's assignment is determined, and published, you will see yours here:



The screenshot shows a web browser window with two tabs: 'RFLEXM.net' and 'Student_main'. The address bar displays the URL 'flexblock.rflexm.net/ords/r/flex_apex_app/rfm_100/34?session=119613316028944'. The page header is 'RFLEXM, LLC'. The left sidebar contains a menu with 'Set School', 'User Group Main Menu', and 'Student Main' (which is highlighted). The main content area is titled 'Student Info' and shows 'Student Brook, Amanda A.'. Below this is a table with columns 'Last', 'Grade', 'School', and 'Email'. The data row shows 'Brook, Amanda A.', '12', '1_High_61_District', and an empty 'Email' field. Below the table is the section 'Today's Destination Confirmed' with a table containing columns: 'Last', 'Room', 'Teacher', 'Purpose', 'Virtual Link', 'Date1', 'School', 'Remarks', and 'Program'. The data row shows 'Brook, Amanda A.', '208', 'M. Bolander', '-', '-', '10-AUG-25', '1_High_61_District', '-', and '-'. The page number '1 - 1' is at the bottom right.

Last	Grade	School	Email
Brook, Amanda A.	12	1_High_61_District	

Today's Destination Confirmed

Last	Room	Teacher	Purpose	Virtual Link	Date1	School	Remarks	Program
Brook, Amanda A.	208	M. Bolander	-	-	10-AUG-25	1_High_61_District	-	-

1 - 1

Questions?

Please Note! APP is not 24/7

	Mon-Fri	Sat	Sun
Available	6am	10am	10am
Stopped	10pm	8pm	10pm



RIVERBEND
HIGH SCHOOL

Go Bears!